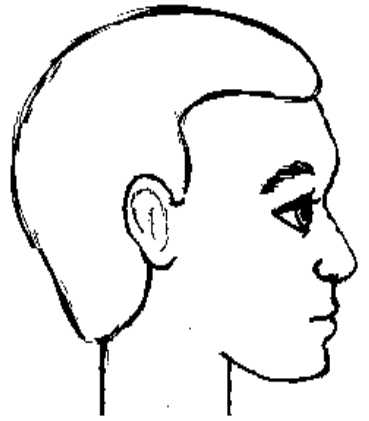
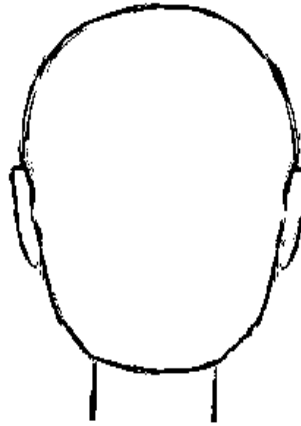

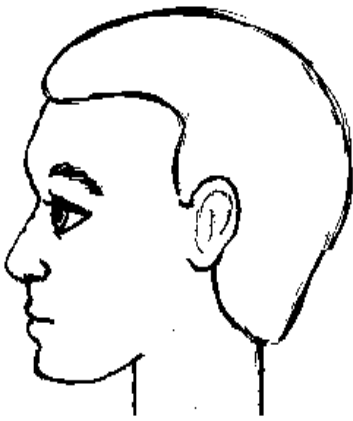


GROWING SAFETY – INJURY BODY MAP

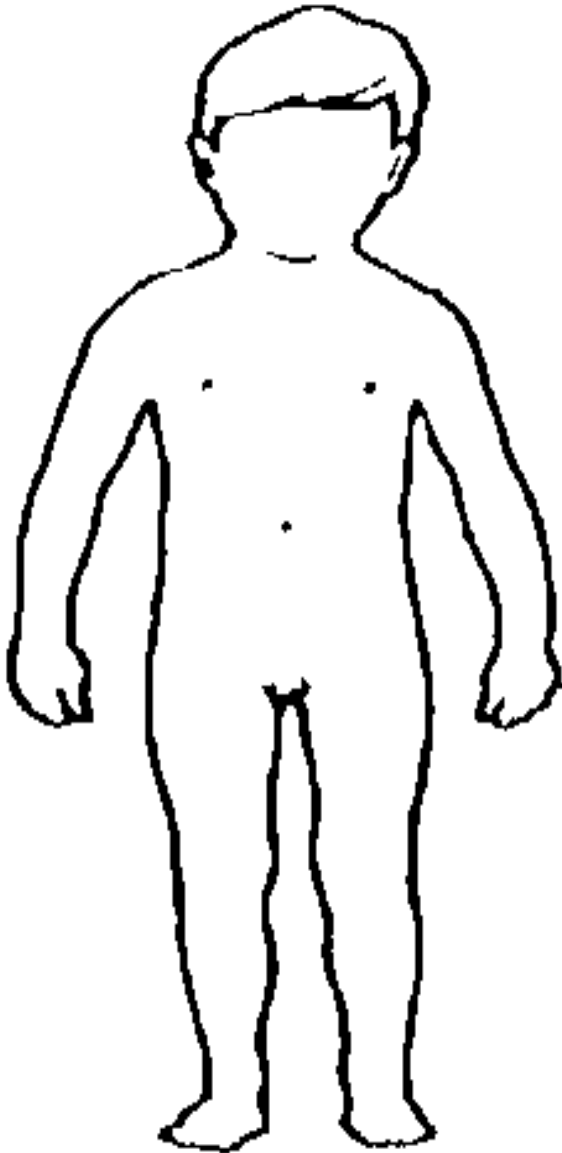
NAME OF CHILD

DATE OF BIRTH

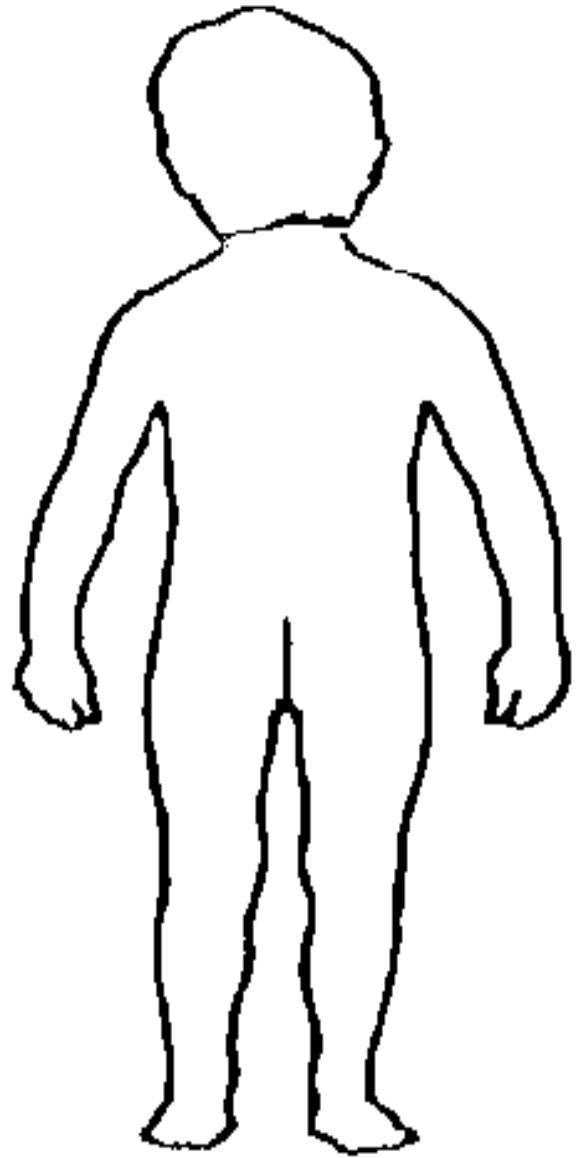


LEFT SIDE

RIGHT SIDE



FRONT



BACK

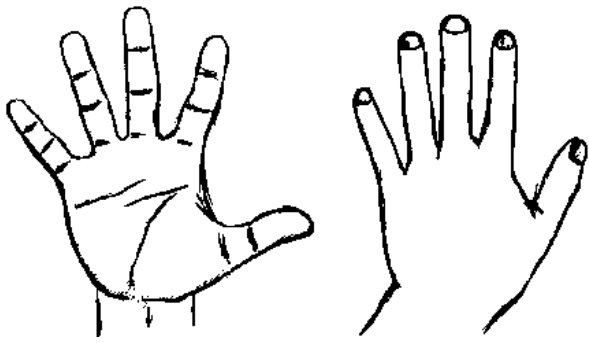

NAME OF WORKER



DATE RECORDED

NOTE THIS IS A SOCIAL WORK RECORD AND DOES NOT REPLACE A MEDICAL RECORD OR PAEDIATRIC REPORT

GROWING SAFETY – INJURY BODY MAP

NAME OF CHILD	DATE OF BIRTH
----------------------	----------------------

	
LEFT HAND	RIGHT HAND

	
LEFT FOOT	RIGHT FOOT

FULL DESCRIPTION OF INJURY

ANY EXPLANATION GIVEN?

REPORTED BY?	
REPORTED WHEN?	

NAME OF WORKER	DATE RECORDED
WORKER'S ROLE	

GROWING SAFETY – INJURY DETAILS

NAME OF CHILD		DATE OF BIRTH	
REPORTED BY?			
ROLE OF PERSON REPORTING INJURY			
REPORTED WHEN?			
CHILD'S VOICE – WHAT DOES THE CHILD SAY ABOUT THE INJURY?			
PARENT'S VOICE – WHAT DOES THE PARENT OR CARER SAY ABOUT THE INJURY?			
WHAT ARE WE WORRIED ABOUT/ WHAT IS WORKING WELL? (In connection with this injury)			
WHAT NEEDS TO HAPPEN? (In connection with this injury) DOES THERE NEED TO BE A CHILD PROTECTION MEDICAL?			
NAME OF WORKER		DATE RECORDED	
ROLE OF WORKER			

NOTE: THIS IS A SOCIAL WORK RECORD AND DOES NOT REPLACE A MEDICAL RECORD OR PAEDIATRIC REPORT

PURPOSE

- The Body Map is intended to be used to record a physical injury to a child particularly if it is felt to be non-accidental or part of a pattern of injuries
- It provides a visual record of an injury and an aid to discussing what action to take with Managers, the Police and Medical Staff
- It comes with a warning that it should not replace getting a medical opinion and treatment when ever felt to be necessary
- Workers should not attempt a thorough medical examination or diagnosis of the injury, it is a record of what can be seen and what has been said
- If the child is reported to be in distress or pain or it is an obviously serious injury then medical attention should be sought before any further action is taken**

BEFORE USING THE BODY MAP

- When an injury is reported or noticed try to get as much information about what it is, where it is and what explanation been given
- Discuss with your Manager and speak to the Police if it is agreed appropriate to do so**
- Agree about whether to see the child yourself or whether it would be less distressing to get the person who has seen the injury to make a record
- Unless there would be a real risk to the child you need to speak to the child's parent or carer to explain about the injury, what you are doing and why

RECORDING AN INJURY

- Note who saw the injury, when, and their role in relation to the child
- Note as many details about the injury as reported, when it was seen and what was said
- Note any explanations given
- If you see the child, make observations in the least obtrusive way; do not attempt a medical examination or get them to undress
- Note all visible injuries even small marks that in themselves may not be of concern
- Note where the injury is, what it looks like, colour, size, shape and condition
- Note its condition: Is the skin broken?; Is there any swelling, blistering or bleeding? Does it look fresh or healing?
- Is it causing any distress to the child?
- Note this on the Body Map in as much detail as possible
- Add a written description if this helps and where a drawing doesn't illustrate all of your observations
- If the child says anything about the injury note this
- If the parent says anything about the injury note this

TAKING ACTION

- After making the observations decide whether immediate action needs to be taken to treat the injury and arrange with the parent for this to happen**
- Note any concerns that relate to the injury or family strengths that suggest that the child is safe
- Note any other actions you feel need to be taken including whether you feel there is a need for a child protection medical
- Discuss all observations with your Manager**
- On the basis of the discussion let the parent or carer and child (if age appropriate) know what decision has been made
- Arrange child protection medical if agreed and make arrangements for the child and their parent or carers to get to the Health Centre
- Note Paediatrician's observations and recommendations
- Discuss the outcome with your Manager**